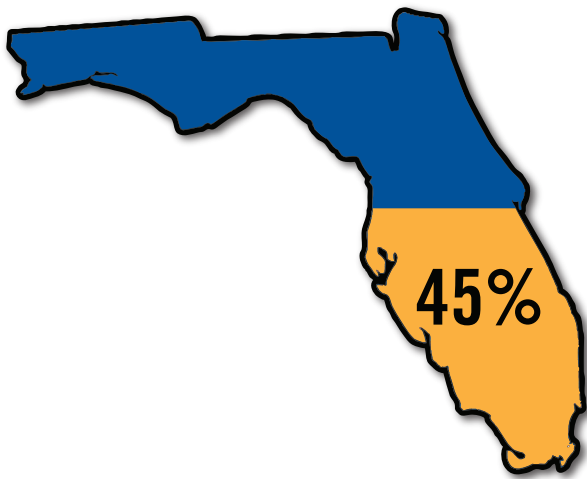



ALICE


ASSET LIMITED, INCOME CONSTRAINED, EMPLOYED



WHAT IS ALICE?

United Way's *ALICE Report* is a groundbreaking study on the financial hardship of local communities. ALICE households make more than the Federal Poverty Level but fail to earn enough income to meet the basic survival budget for their community.

WHO IS ALICE?



Over 100,000 Households in Volusia & Flagler Counties are at or below the ALICE threshold.

By The Numbers

	Flagler	Volusia
Median Household Income	\$42,856	\$40,106
ALICE	30%	29%
Poverty	12%	17%
Housing Affordability	Poor (42)	Poor (45)
Job Opportunities	Poor (44)	Poor (50)
Community Support	Fair (52)	Good (58)

For Housing Affordability, Job Opportunities, and Community Support, each is an index with a scale of 1 (worst) to 100 (best).

46% & 42%
VOLUSIA & FLAGLER

HOUSEHOLDS THAT **FAIL TO**
REACH THE SURVIVAL BUDGET

	Household Survival Budgets			
	Single Adult		Family (2 adults, infant, and pre-K)	
	Volusia	Flagler	Volusia	Flagler
Housing	\$596	\$601	\$866	\$872
Child care	\$0	\$0	\$950	\$1,054
Food	\$176	\$176	\$531	\$531
Transportation	\$350	\$350	\$699	\$699
Health care	\$107	\$107	\$426	\$426
Miscellaneous	\$138	\$138	\$361	\$375
Taxes	\$151	\$152	\$134	\$164
Monthly Total	\$1,516	\$1,523	\$3,968	\$4,122
ANNUAL TOTAL	\$18,196	\$18,276	\$47,617	\$49,469
POVERTY ANNUAL TOTAL	\$11,170	\$11,170	\$23,050	\$23,050

Source: U.S. Department of Housing and Urban Development (HUD), U.S. Department of Agriculture (USDA), Bureau of Labor Statistics (BLS), Internal Revenue Service (IRS) and state Treasury, and ChildCare Aware, 2012; American Community Survey, 1 year estimate.

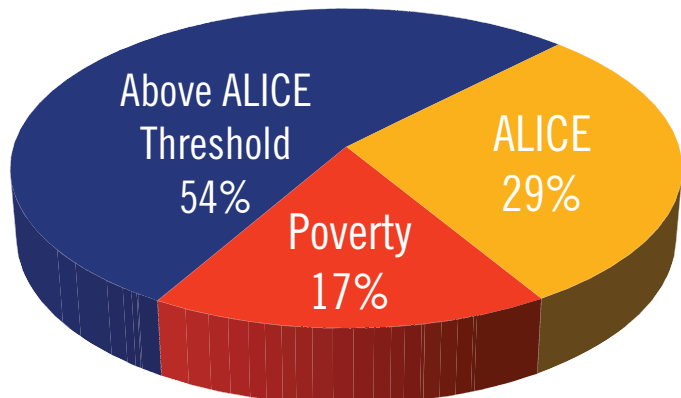


**UNITED WAY'S
ALICE REPORT**
UNITED WAY'S GROUNDBREAKING
NEW REPORT OF FINANCIAL NEED.

The ALICE Impact

	Impact on ALICE	Impact on Community
HOUSING: Live doubled up or in substandard housing	Inconvenience; health and safety risks; increased maintenance and utility costs	Stressed worker; absenteeism; unplanned school changes
CHILD CARE AND EDUCATION: Substandard	Safety and learning risks; health risks; limited future employment opportunity	Future burden on education system and other social services; less productive worker
FOOD: Less healthy	Poor health; obesity	Less productive worker/student; future burden on health care system
TRANSPORTATION: No car	Limited employment opportunities and access to health care/child care	Reduced economic productivity; higher taxes for special transportation; greater burden on emergency vehicles
HEALTH AND HEALTH CARE: Underinsured	Forgo preventative health care; more out-of-pocket expenses	Workers report to job sick; spread illness; less productive; absenteeism
INCOME: Low wages	Longer work hours; pressure on other family members to work (drop out of school); no savings	Tired or stressed worker; higher taxes to fill the gap
SAVINGS: No savings	Crises spiral quickly, leading to homelessness, hunger, illness	Costs for homeless shelters, foster care system, emergency health care

Households In Volusia



What YOU Can Do:

Build **AWARENESS** – Share the ALICE Report and its findings to help raise awareness.

Improve **ACCESS** – Contact United Way's 2-1-1 to find already existing programs and services. Seek out new solutions for local challenges.

ADVOCATE For Change – Talk to your friends, coworkers and elected officials about The ALICE report.

Find out more and get the full report at: unitedwayfc.org/alice